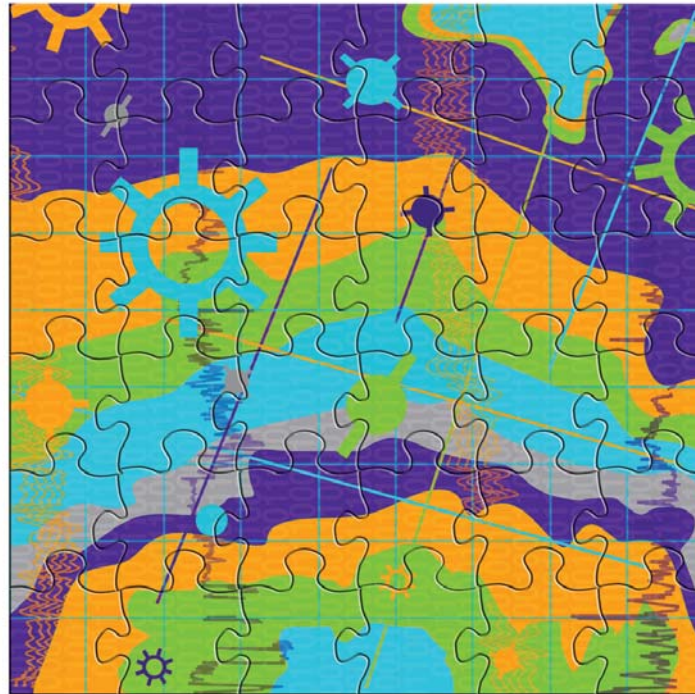


Divestco Inc.


Investor Relations Presentation



January 2007




Software · Data · Services · Consulting



Disclaimer

This presentation may contain forward-looking statements, including statements regarding the business and anticipated financial performance of Divestco Inc. “(the Company”). These forward-looking statements involve known and unknown risks, uncertainties and other factors which may cause the actual results, performance or achievements of the Company to be materially different from any future results, performance or achievements expressed or implied by such forward-looking statements. A number of factors could cause actual results to differ materially from those in the forward-looking statements, including, but not limited to, fluctuations in commodity prices, access to capital markets, competition, changes in technology and government policies. In light of the significant uncertainties inherent in the forward-looking statements included herein, the inclusion of such information should not be regarded as a representation by the Company or any other person that the objectives and plans of the Company will be achieved. The Company believes that the expectations reflected in these forward-looking statements are reasonable; however, no assurance can be given that these expectations will prove to be correct and such forward-looking statements included in this presentation should not be relied upon. In addition, these forward-looking statements relate to the date on which they are made. Unless otherwise required by applicable securities legislation, the Company disclaims any intention or obligation to update or revise any forward-looking statements, whether as a result of new information, future events or otherwise.






Company Snapshot

Stock Symbol :	DVT (TSX)
Shares Outstanding¹:	38,000,000
Insider Ownership:	>30%
Employees:	520
52 Week High/Low:	\$7.00/2.27
Current Share Price:	\$3.75
Current Market Cap¹:	\$142,500,000
Enterprise Value^{1,2}:	\$165,000,000

1) Diluted

2) Market Capitalization + Funded Debt - Cash





Officers & Directors

Stephen Popadynetz - CEO & Director

Roderick Chisholm - Chief Financial Officer

Terry Barnhart - President

John Brussa - Chairman (2)

Wade Brillon - Director

Brent Gough - Director⁽¹⁾⁽²⁾⁽³⁾

M. Scott Ratushny - Director⁽¹⁾⁽³⁾

Edward L. Molnar - Director⁽¹⁾⁽²⁾


1) Member of Audit Committee

2) Member of Compensation Committee

3) Member of Corporate Governance Committee




Divestco



Sample Customer Profile






Competitive Advantage

- **Software**
- **Services**
- **Data**
- **Consulting**

Divestco is an aggressive acquisition minded company that offers superior software, services and data to the oil and gas industry.

By implementing a strategy of integration between our offerings, we are creating a unparalleled set of bundled solutions for the marketplace.





Business Model

Software

- Over 20 geological, geophysical and land leased applications for the oil and gas professional (Geologist, Geophysicist, Landman and Engineer)
- Utilized in over 90 different countries and on over 35,000 desktops
- Applications include: GeoCarta Tools, WinPICS, GeoVista, MapQ, LandRite, OeX

Services

- Data quality assurance and management services for geophysical and geological related information
- Provides Seismic Survey Audit, Archiving, Brokerage and Processing Services as well as Custom Mapping and Database Management


Data

- Over 120 datasets including proprietary seismic and drilling data and a full suite support data layers (log, well, drilling, and mapping data)
- Provides log digitizing, rasterizing and document scanning services

Consulting

- End-to-end solutions, ranging from business consulting services, ERP/CRM systems implementations, to custom software development, hardware devices, network infrastructure, and land management services






2006 Operational Highlights

- **Completed 2 Corporate Acquisitions for total consideration of approx. \$20 million**
- **Successfully raised \$12.3 million in gross proceeds from an equity financing**
- **Increased Revenue approximately 175% from 2005 (based on 2006 guidance)**
- **Acquired an additional 6,000 gross kilometers of 2D and approximately 1,800 gross kilometers of 3D seismic**






Growth Through Acquisition 2006

Acquired Geo-X Processing for \$12.7MM on May 1, 2006

- Provides full-range high resolution, onshore 2D & 3D seismic data processing services
- Approx. 25% market share in Western Canada
- Adds a suite of proprietary algorithms to interpret seismic data
- Provides natural fit to our Seismic Acquisition business
- Integration opportunities with Divestco's suite of products and services (i.e. Archiving, Auditing, Data Management, etc.)






Growth Through Acquisition 2006

Acquired Cavalier Land for \$7.5MM on July 18, 2006

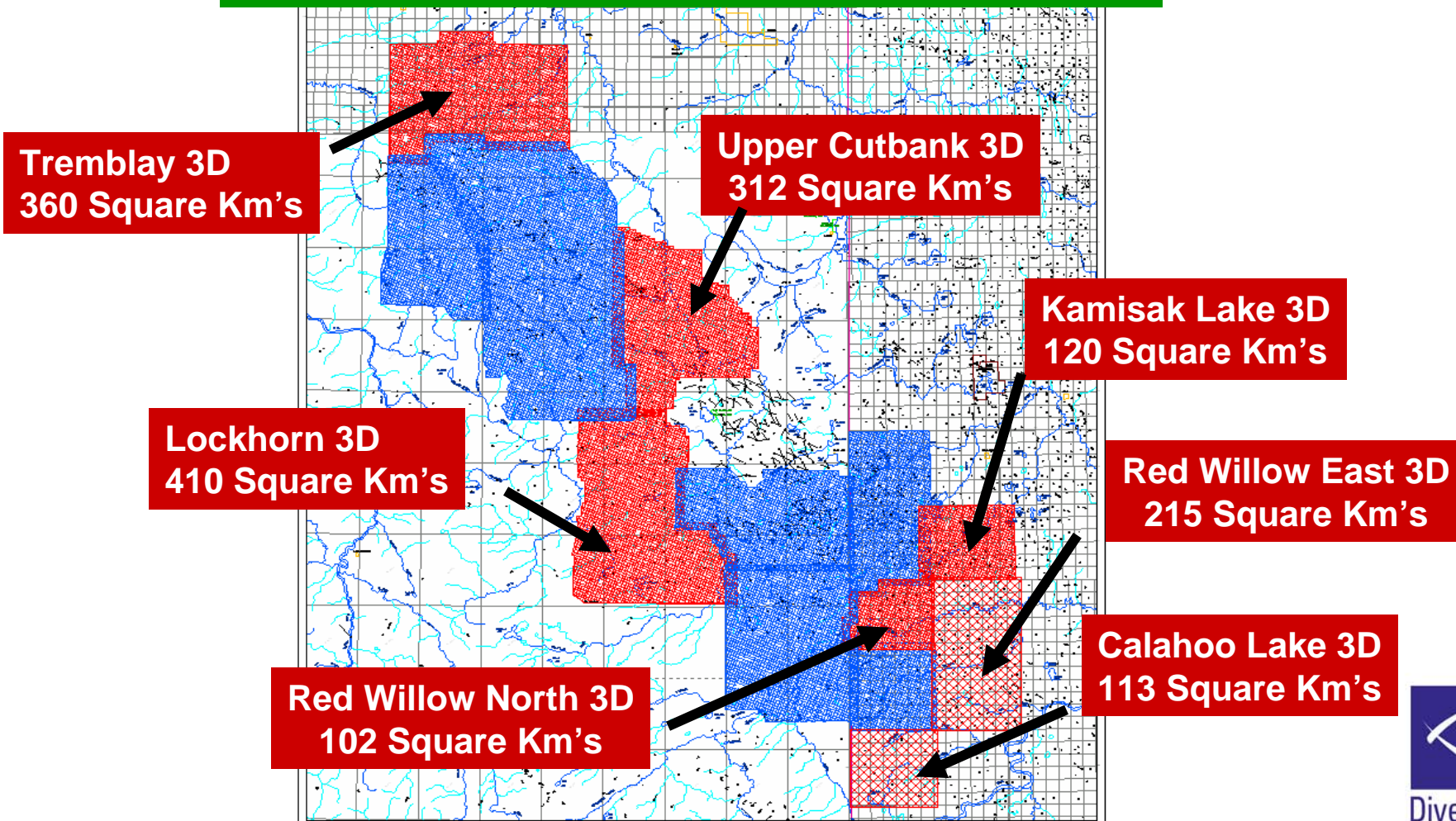
- **Provides acquisition of surface , freehold mineral and crown acquisition services**
- **Approx. 15-20% market share in Western Canada**
- **Proven track record of growth with CAGR of 23% since inception in 1993**
- **Provides natural fit with our LandRite system (Laser Software acquisition)**
- **Allows increase of offerings to land departments of Western Canadian O&G companies**






Seismic Data Growth: 05/06

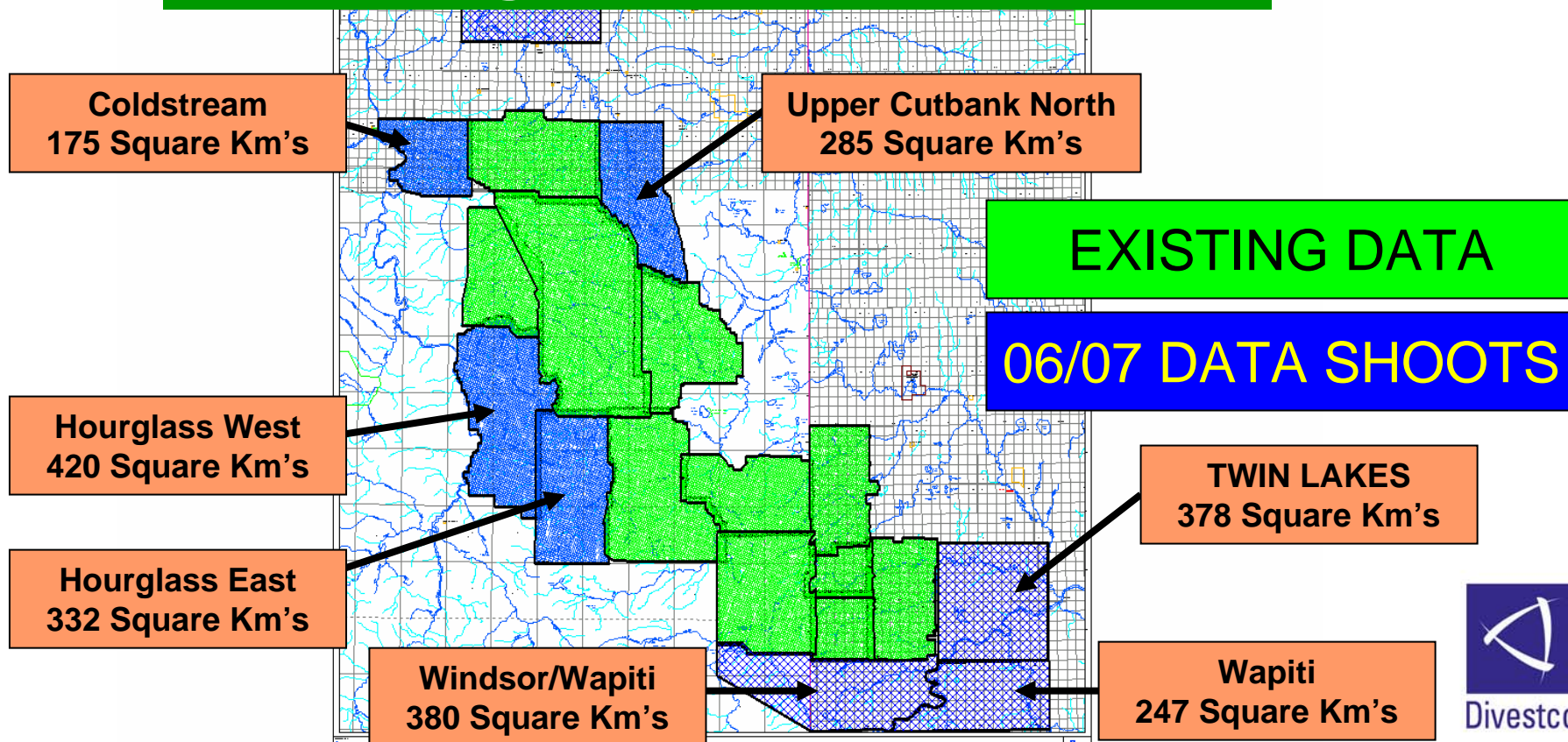
Approx. \$70MM In Seismic Acquired






Seismic Data Growth: 06/07

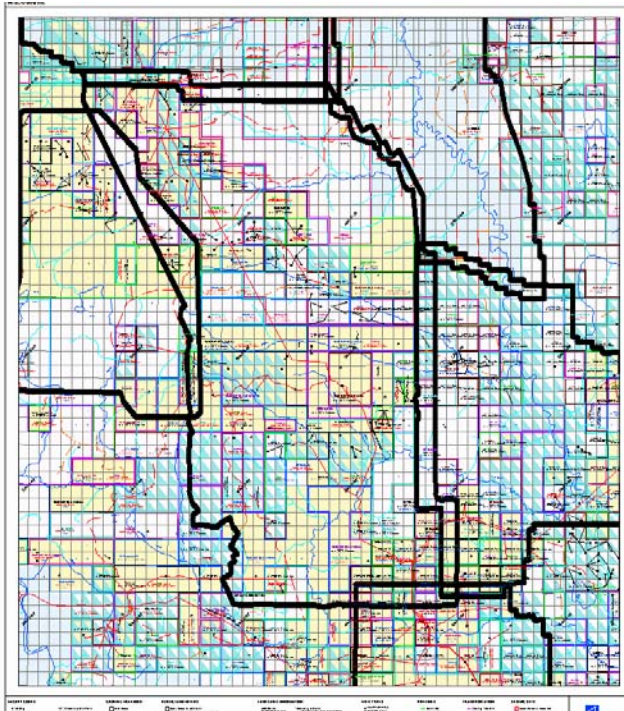
>\$100M in potential Seismic Programs in AB & BC



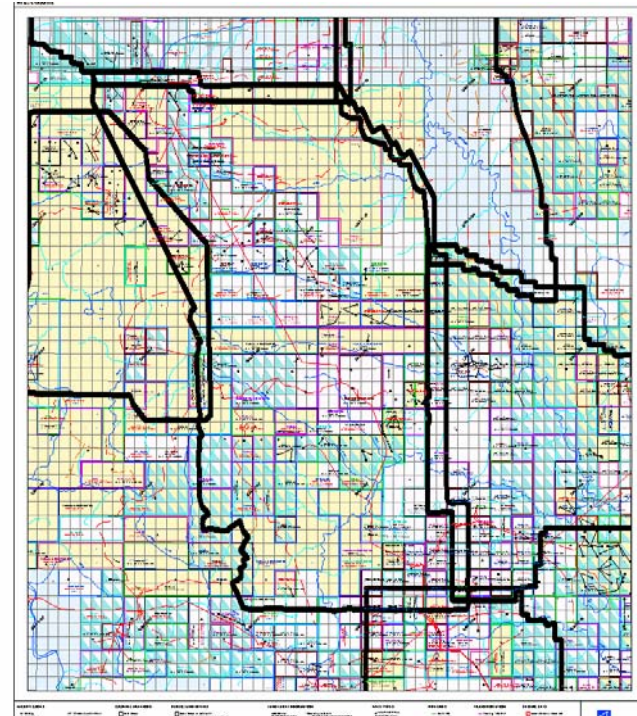


Seismic Data Growth: 06/07

Different Zonal Ownership (Crown – Blue)




Burlington Lands
(Yellow)



EnCana Lands
(Yellow)






Seismic Data Growth

Upon completion of our 06/07 seismic acquisition programs, Divestco expects to¹:

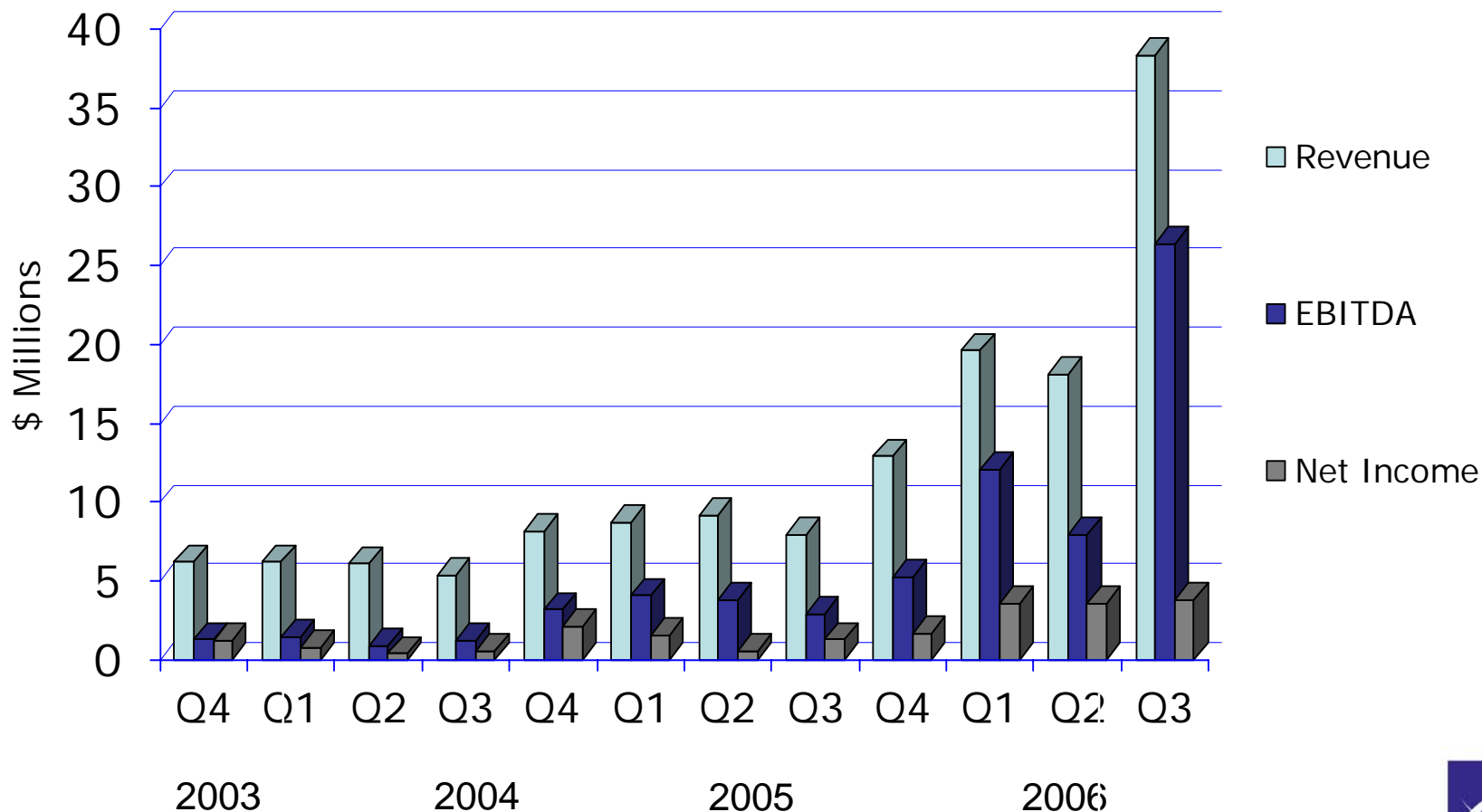
- **Own/control > 60,000 Km's of 2D Data**
- **Own/control > 10,000 Square Km's of 3D Data**
- **Been involved in approximately \$300MM of shot and purchased seismic since 2003**
- **Be the largest acquirer of seismic data in the WCSB during 2006/2007 season**

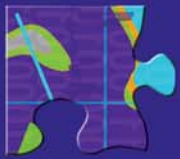
¹ Based on 2006/2007 potential seismic program outlay



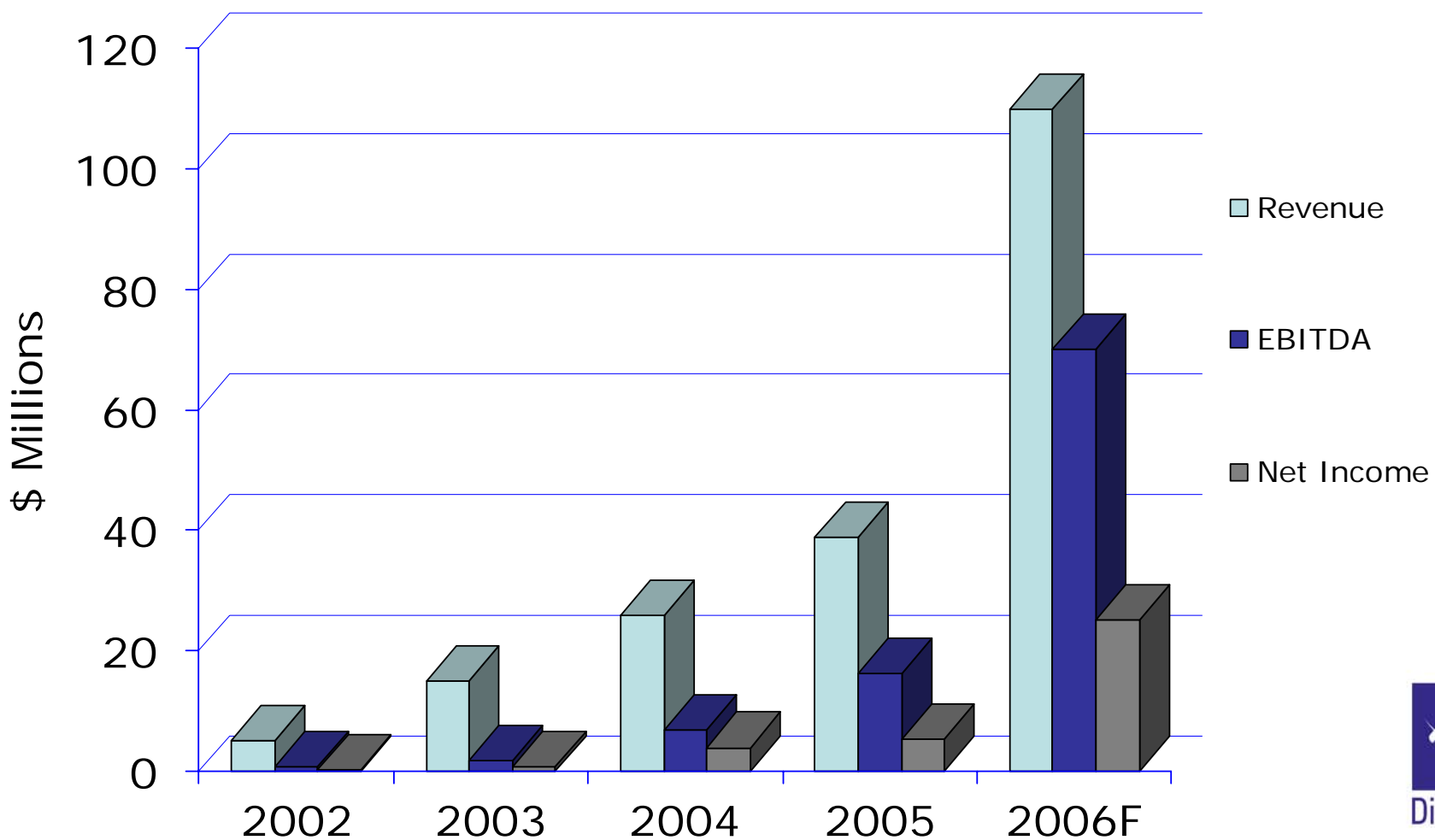



Financial Highlights by Quarter





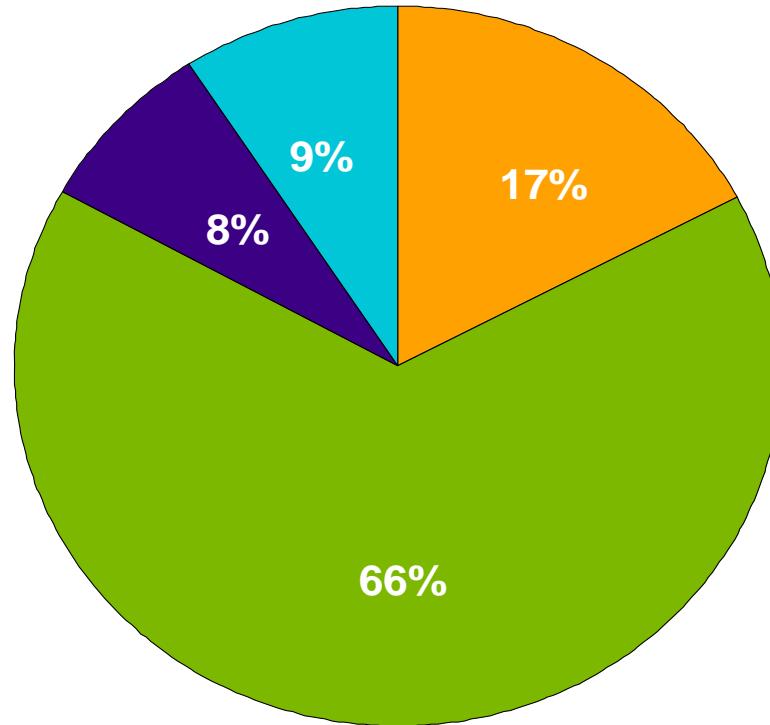
Financial Highlights By Year





Sources of Revenue

Forecast 2006: \$105 - 110M



Services



Data



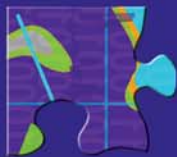
Software



Consulting



Divestco

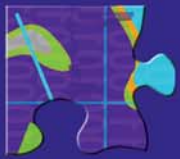


2006 GUIDANCE

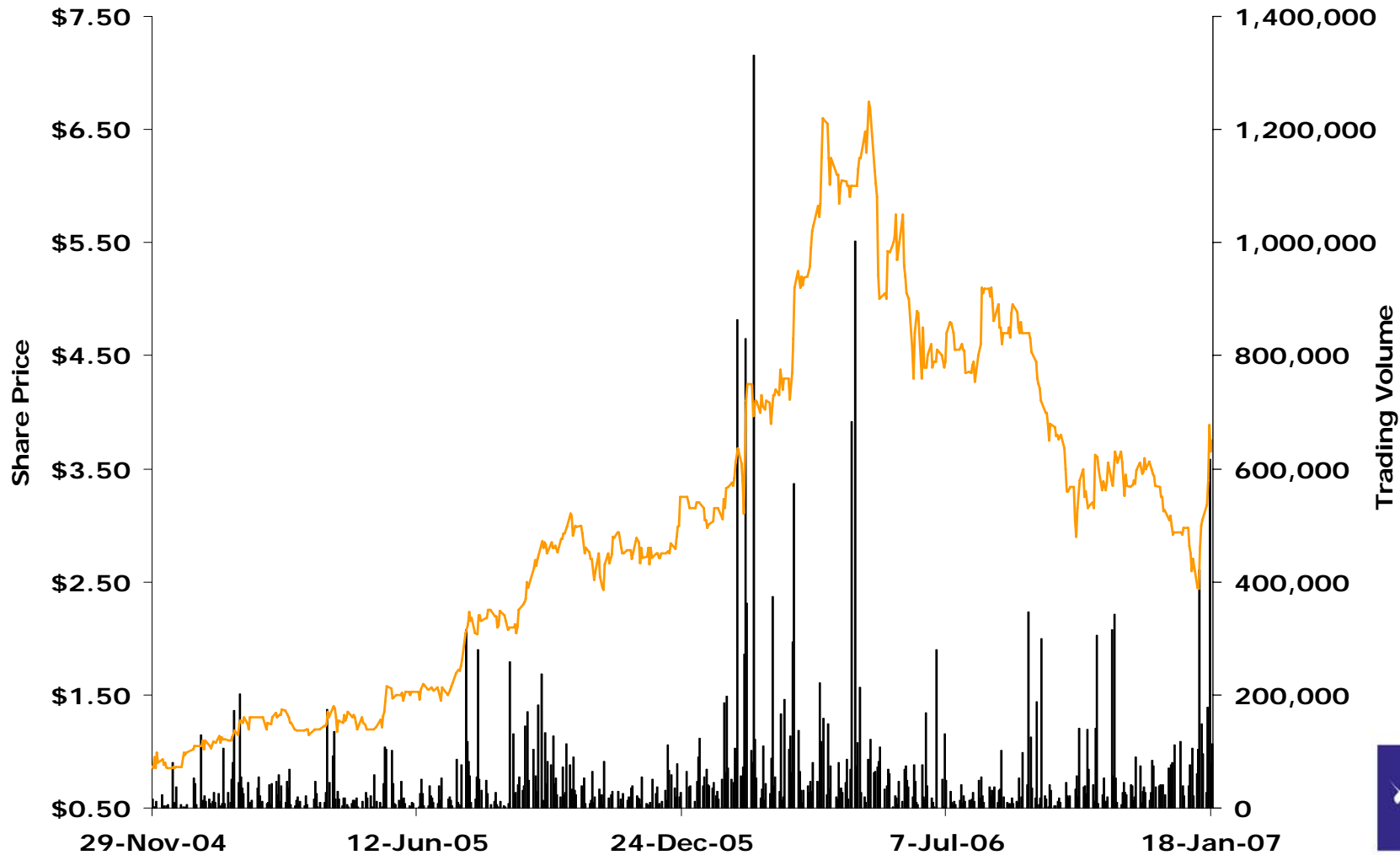
- **Gross Revenue of \$105-110 million**
- **EBITDA of \$65-70 million (\$1.86-\$2.00 Diluted Share¹)**
- **Net Income of \$22-25 million (\$0.63- \$0.71 Diluted Share¹)**


1) based on estimated 35,000,000 weighted average diluted shares





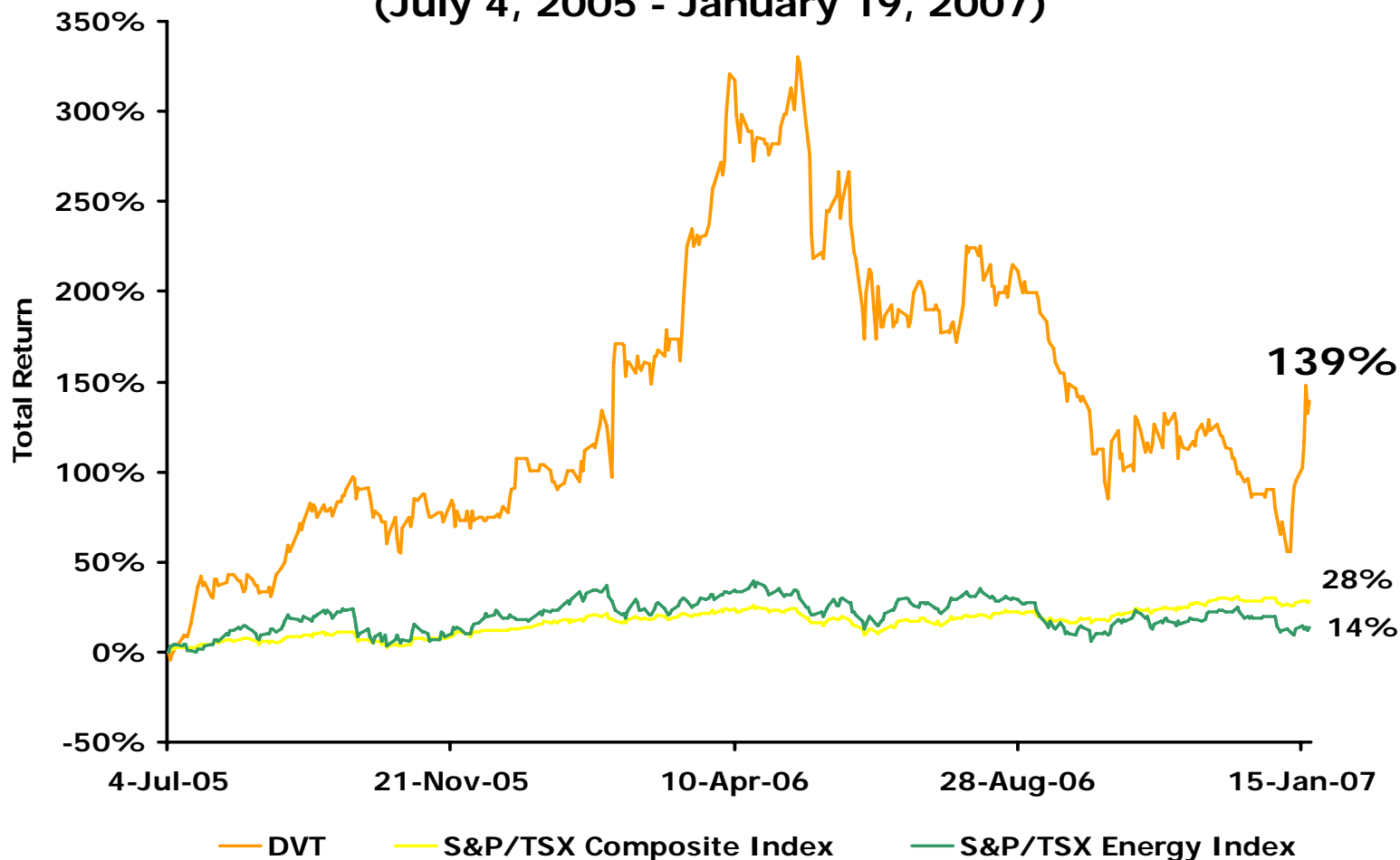
Share Price Performance






Relative Performance

Total Return Comparison
(July 4, 2005 - January 19, 2007)





Peer Comparison¹

	Enterprise Value ⁽²⁾ (C\$MM)	P / E			P / CF			EV / EBITDA			EV / Revenue		
		2006E ⁽³⁾	2007E ⁽³⁾	2008E ⁽³⁾	2006E ⁽³⁾	2007E ⁽³⁾	2008E ⁽³⁾	2006E ⁽³⁾	2007E ⁽³⁾	2008E ⁽³⁾	2006E ⁽³⁾	2007E ⁽³⁾	2008E ⁽³⁾
CGG-Veritas⁽⁴⁾	\$ 8,415.3	4.2x	4.1x	N/A	1.8x	1.5x	N/A	15.2x	7.9x	N/A	N/A	N/A	N/A
IHS Inc.⁽⁴⁾	\$ 2,578.1	32.3x	27.3x	23.9x	N/A	N/A	N/A	20.0x	16.6x	15.1x	4.0x	3.6x	3.4x
Pason Systems Inc.	\$ 986.7	14.5x	12.7x	10.8x	9.0x	8.7x	8.6x	6.8x	6.2x	5.4x	4.0x	3.8x	3.4x
Petroleum Geo-Services⁽⁴⁾	\$ 5,153.2	13.7x	10.7x	9.2x	9.2x	8.3x	6.8x	7.0x	5.4x	4.8x	3.5x	2.6x	2.3x
Pulse Data Inc.⁽⁵⁾	\$ 143.8	NMF	20.4x	N/A	4.5x	3.9x	N/A	4.9x	4.3x	N/A	3.1x	2.7x	N/A
Seitel Inc.⁽⁴⁾	\$ 762.1	12.1x	8.0x	N/A	N/A	N/A	N/A	9.2x	6.5x	N/A	3.4x	2.8x	N/A
TGS Nopec Geophysical Co.⁽⁴⁾	\$ 2,065.0	13.5x	10.1x	9.9x	8.3x	N/A	N/A	5.6x	4.0x	N/A	4.5x	N/A	N/A
zed.i solutions inc.	\$ 88.6	16.2x	10.2x	7.8x	11.3x	7.8x	N/A	12.3x	5.7x	6.1x	2.3x	1.8x	1.2x
		15.2x	13.0x	12.3x	7.4x	6.0x	7.7x	10.1x	7.1x	7.8x	3.5x	2.9x	2.6x
		13.7x	10.5x	9.9x	8.7x	7.8x	7.7x	8.1x	5.9x	5.8x	3.5x	2.7x	2.9x
Divestco Inc.⁽⁶⁾	\$ 174.7	5.9x	6.7x	N/A	N/A	2.5x	N/A	2.6x	2.6x	N/A	3.0x	1.8x	N/A

All figures in millions, except per share figures

1) Information provided by Blackmont Capital Inc.

2) Defined as fully-diluted market capitalization as at January 19 2007, plus funded debt, less cash and cash equivalents, less proceeds from option/warrant exercise.


3) Forecasts per Bloomberg I / B / E / S

4) Figures stated in USD; converted at the January 19, 2007 of \$1.117 CAD / \$1.00 USD

5) Shares outstanding have been adjusted for the announced share repurchase

6) Shares outstanding adjusted for the announced share repurchase; Forecasts per Blackmont Capital research





Questions?

Thank you for your interest

For further information, please contact:

Stephen Popadynetz, CEO

403.218.6466, stephen@divestco.com

Roderick Chisholm, CFO

403.218.6450, rod.chisholm@divestco.com

investor.relations@divestco.com

