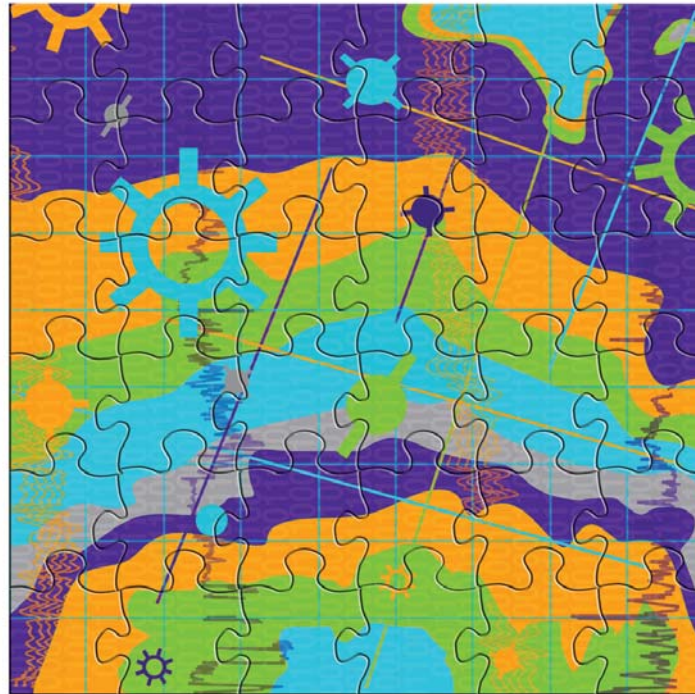


Divestco Inc.


Investor Relations Presentation



September 2006




Software · Data · Services · Consulting



Disclaimer

This presentation may contain forward-looking statements, including statements regarding the business and anticipated financial performance of Divestco Inc. “(the Company”). These forward-looking statements involve known and unknown risks, uncertainties and other factors which may cause the actual results, performance or achievements of the Company to be materially different from any future results, performance or achievements expressed or implied by such forward-looking statements. A number of factors could cause actual results to differ materially from those in the forward-looking statements, including, but not limited to, fluctuations in commodity prices, access to capital markets, competition, changes in technology and government policies. In light of the significant uncertainties inherent in the forward-looking statements included herein, the inclusion of such information should not be regarded as a representation by the Company or any other person that the objectives and plans of the Company will be achieved. The Company believes that the expectations reflected in these forward-looking statements are reasonable; however, no assurance can be given that these expectations will prove to be correct and such forward-looking statements included in this presentation should not be relied upon. In addition, these forward-looking statements relate to the date on which they are made. Unless otherwise required by applicable securities legislation, the Company disclaims any intention or obligation to update or revise any forward-looking statements, whether as a result of new information, future events or otherwise.





Company Snapshot


Stock Symbol :	DVT (TSX)
Shares Outstanding¹:	38,000,000
Insider Ownership:	>30%
Employees:	520
52 Week High/Low:	\$7.00/2.40
Current Share Price:	\$4.40
Current Market Cap¹:	\$167,200,000
Enterprise Value^{1,2}:	\$175,300,000

1) Diluted

2) Market Capitalization + Funded Debt - Cash



Divestco



Officers & Directors

Stephen Popadynetz - CEO & Director

Roderick Chisholm - Chief Financial Officer

Terry Barnhart - President

John Brussa - Chairman (2)

Wade Brillon - Director

Brent Gough - Director⁽¹⁾⁽²⁾⁽³⁾

M. Scott Ratushny - Director⁽¹⁾⁽³⁾


Edward L. Molnar - Director ⁽¹⁾⁽²⁾

1) Member of Audit Committee

2) Member of Compensation Committee


3) Member of Corporate Governance Committee





Sample Customer Profile






Competitive Advantage

- **Software**
- **Services**
- **Data**
- **Consulting**

Divestco is an aggressive acquisition minded company that offers superior software, services and data to the oil and gas industry.

By implementing a strategy of integration between our offerings, we are creating a unparalleled set of bundled solutions for the marketplace.






2005 Operational Highlights

- **Completed 5 Corporate Acquisitions**
- **Successfully raised \$10 million in gross proceeds from a brokered private placement**
- **Successfully secured \$10 million in committed long-term debt financing**
- **Acquired an additional 6,000 gross kilometers of 2D and close to 1,500 gross kilometers of 3D seismic**






Growth Through Acquisition 2006

Acquired Geo-X Processing for \$12.7MM on May 1, 2006

- Provides full-range high resolution, onshore 2D & 3D seismic data processing services
- Approx. 25% market share in Western Canada
- Adds a suite of proprietary algorithms to interpret seismic data
- Provides natural fit to our Seismic Acquisition business
- Integration opportunities with Divestco's suite of products and services (i.e. Archiving, Auditing, Data Management, etc.)






Growth Through Acquisition 2006

Acquired Cavalier Land for \$7.5MM on July 18, 2006

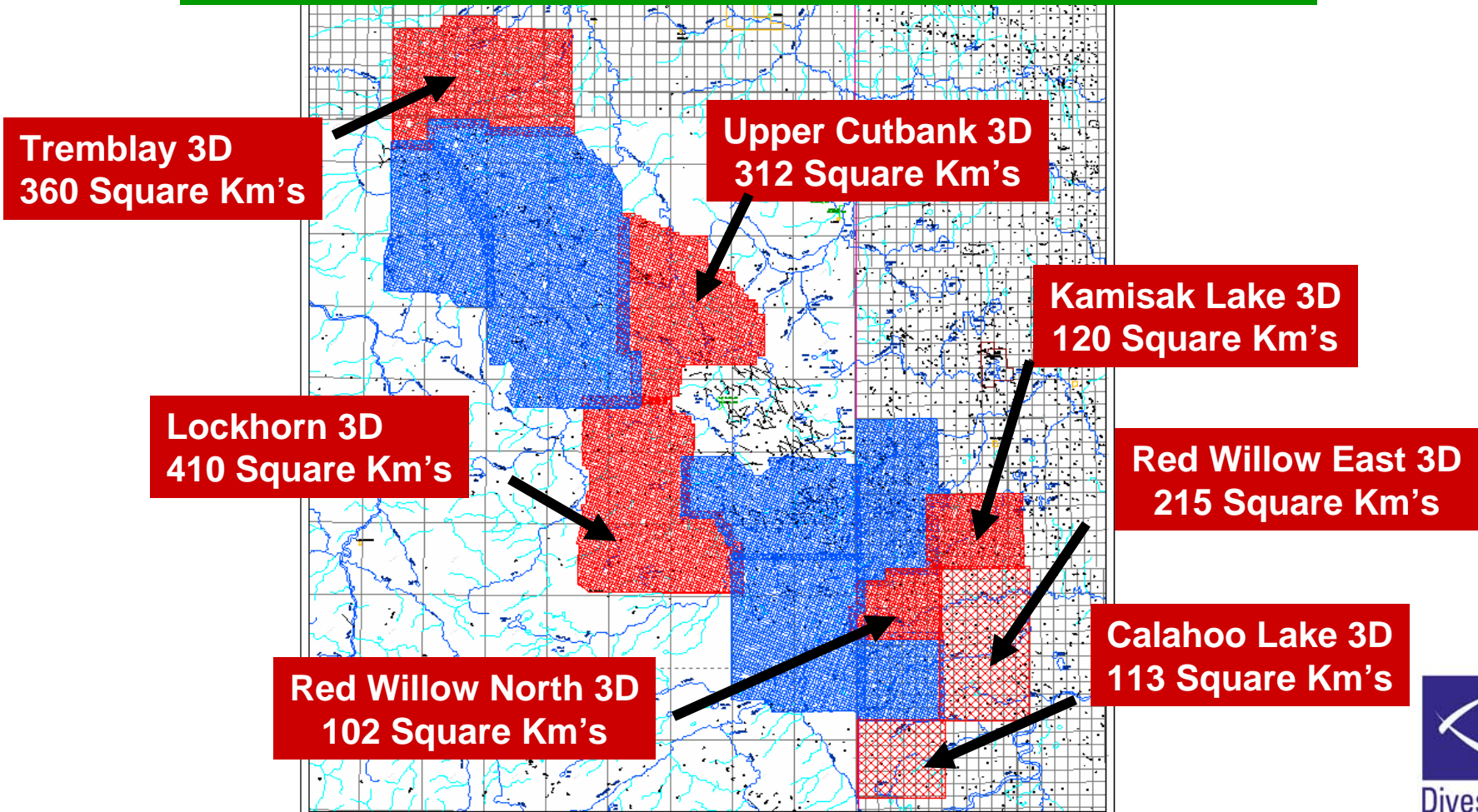
- **Provides acquisition of surface , freehold mineral and crown acquisition services**
- **Approx. 15-20% market share in Western Canada**
- **Proven track record of growth with CAGR of 23% since inception in 1993**
- **Provides natural fit with our LandRite system (Laser Software acquisition)**
- **Allows increase of offerings to land departments of Western Canadian O&G companies**

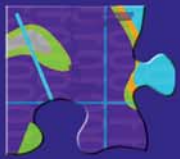




Seismic Data Growth: 05/06

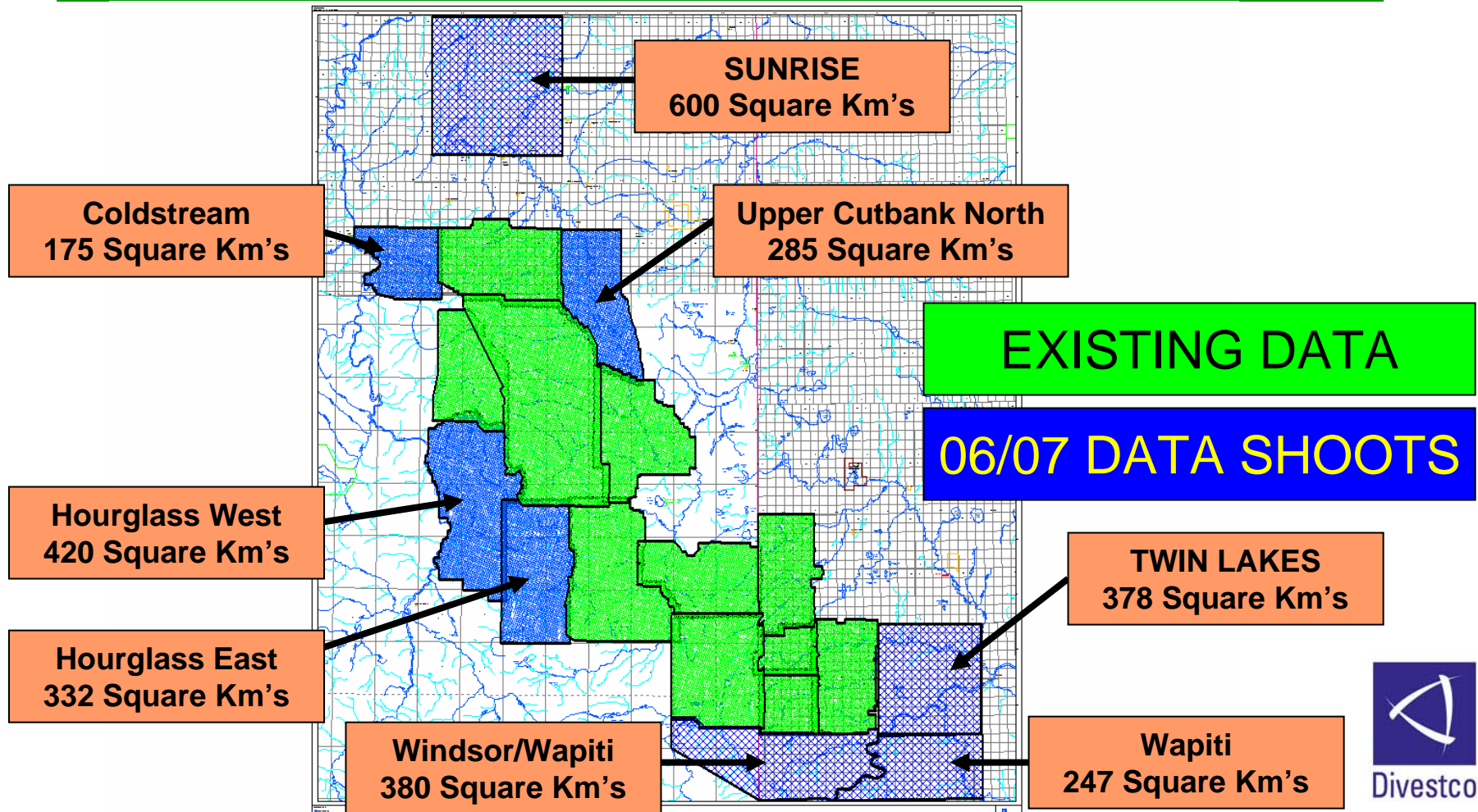
Approx. \$69.0MM In Seismic to be Acquired






Seismic Data Growth: 06/07

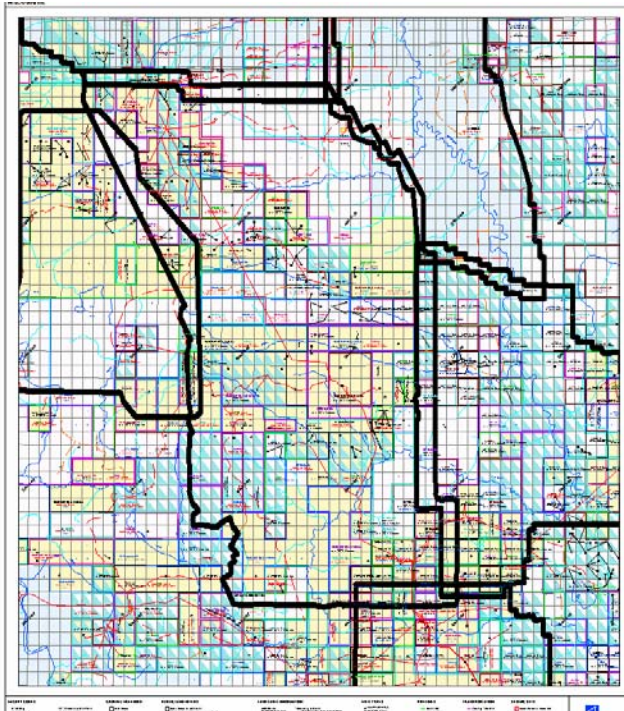
>\$100M in potential Seismic Programs in AB & BC



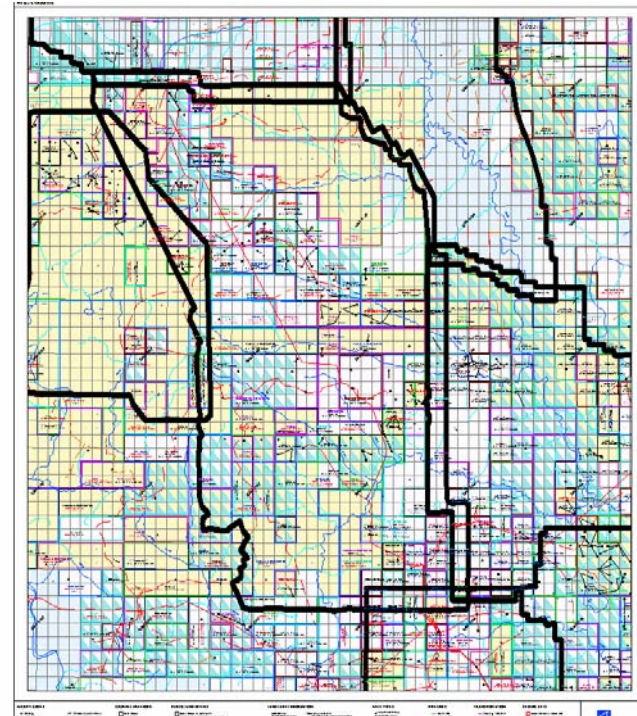


Seismic Data Growth: 06/07

Different Zonal Ownership (Crown – Blue)




Burlington Lands
(Yellow)



EnCana Lands
(Yellow)






Seismic Data Growth

Upon completion of our 06/07 seismic acquisition programs, Divestco expects to¹:

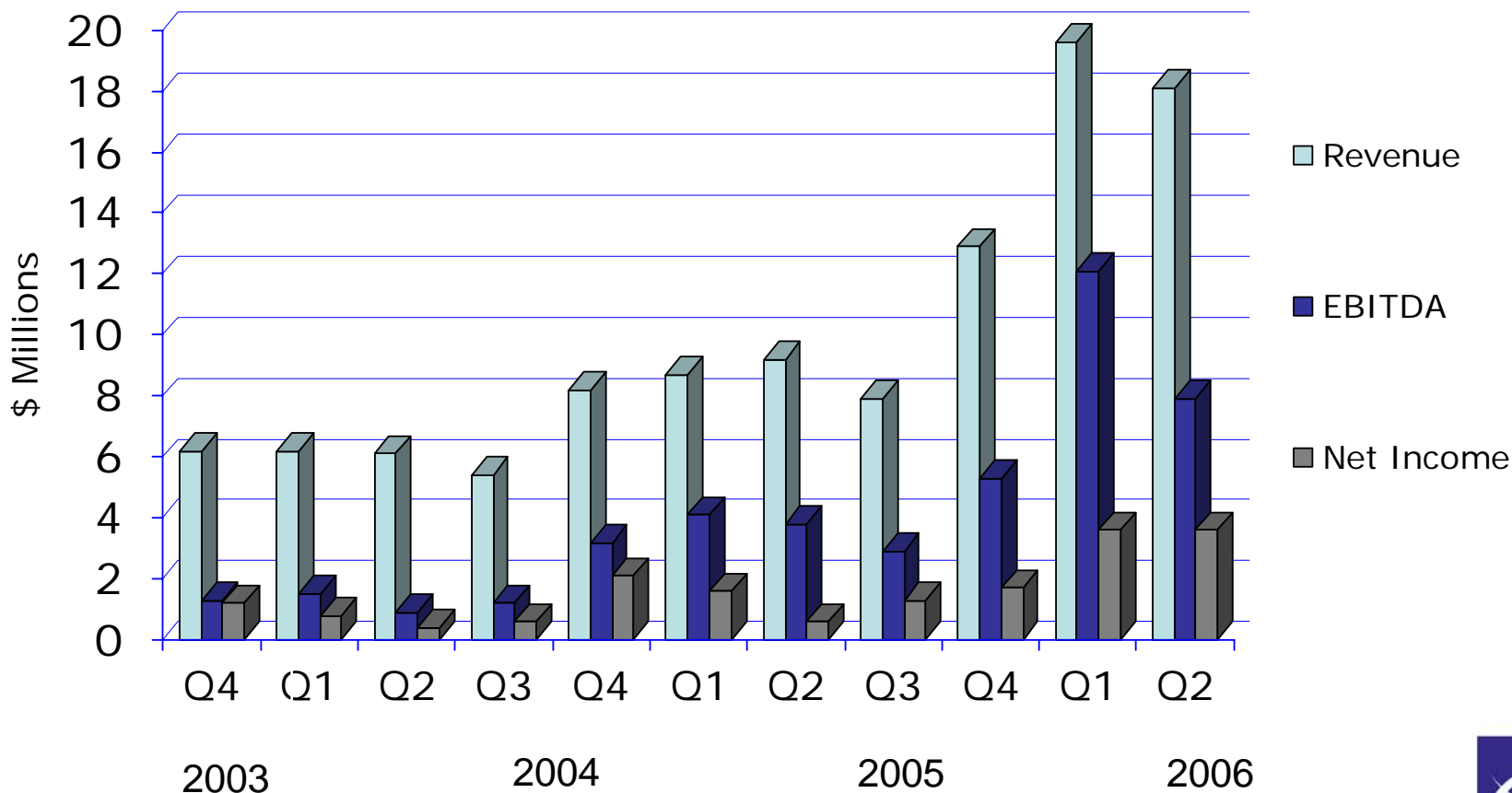
- **Own/control > 60,000 Km's of 2D Data**
- **Own/control > 10,000 Square Km's of 3D Data**
- **Been involved in approximately \$300MM of shot and purchased seismic since 2003**
- **Be the largest acquirer of seismic data in the WCSB during 2006/2007 season**

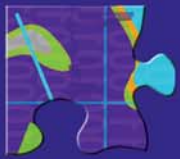
¹ Based on 2006/2007 potential seismic program outlay



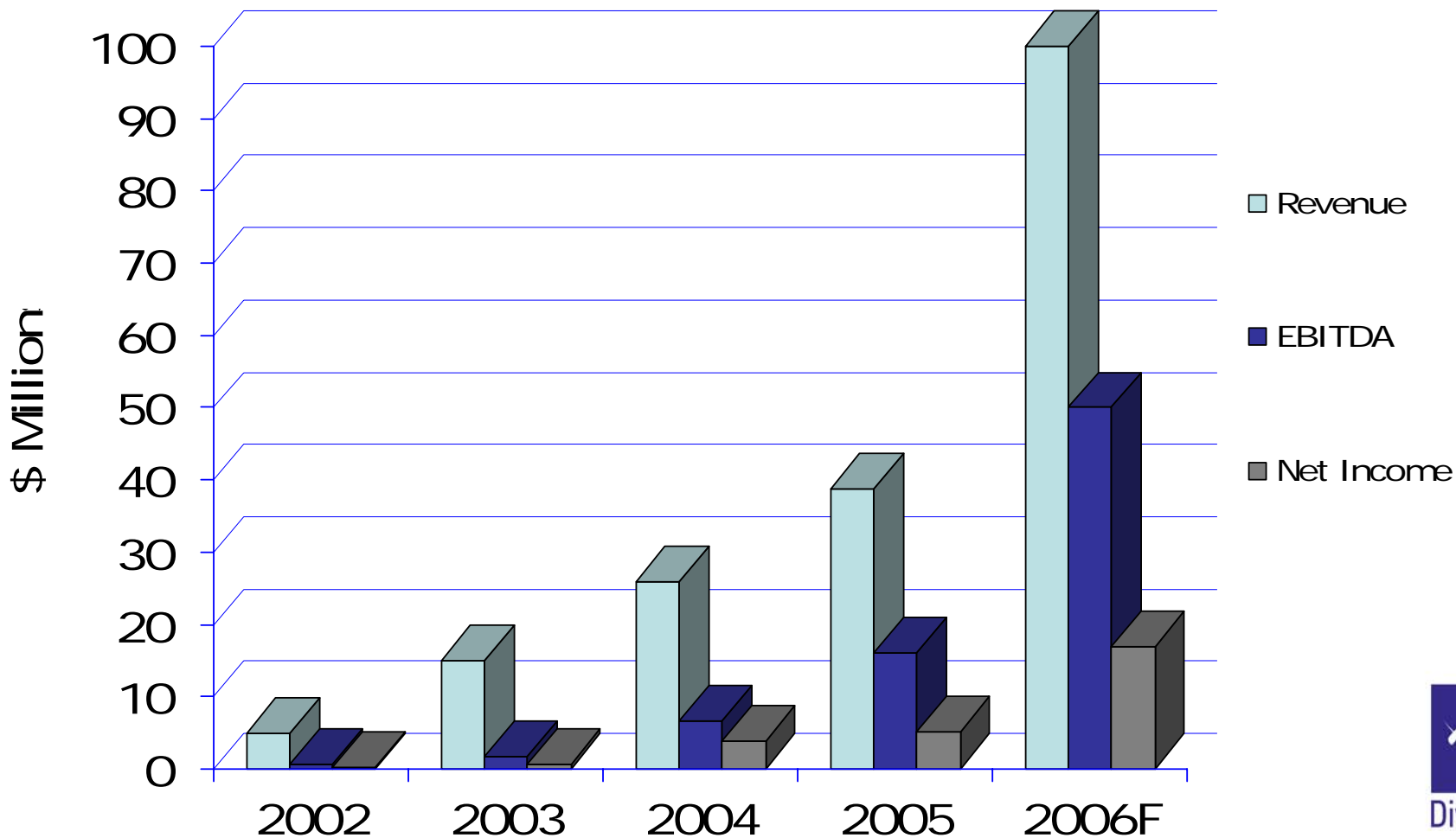



Financial Highlights by Quarter





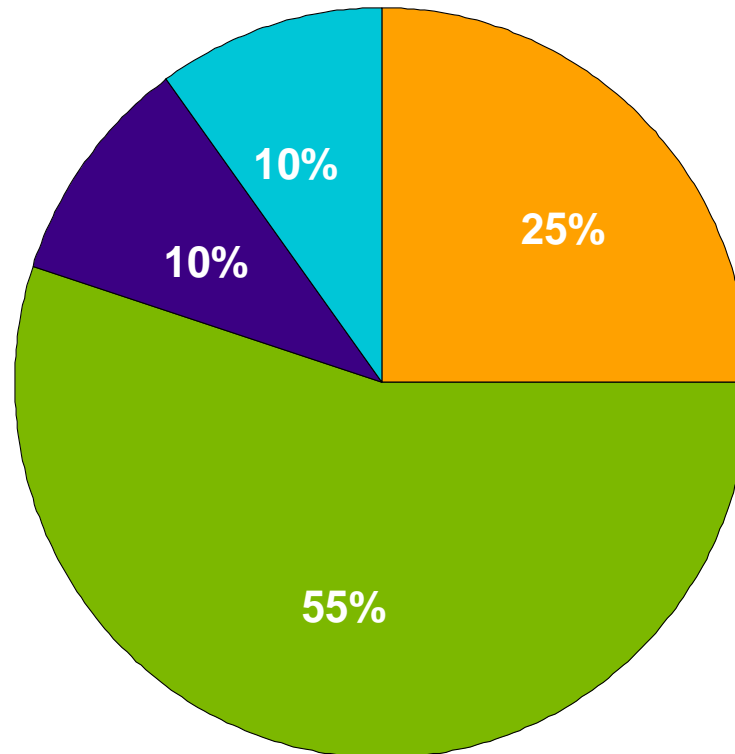
Financial Highlights By Year





Sources of Revenue

Forecast 2006: \$95 - 100M



Services



Data




Software



Consulting



Divestco




2006 GUIDANCE

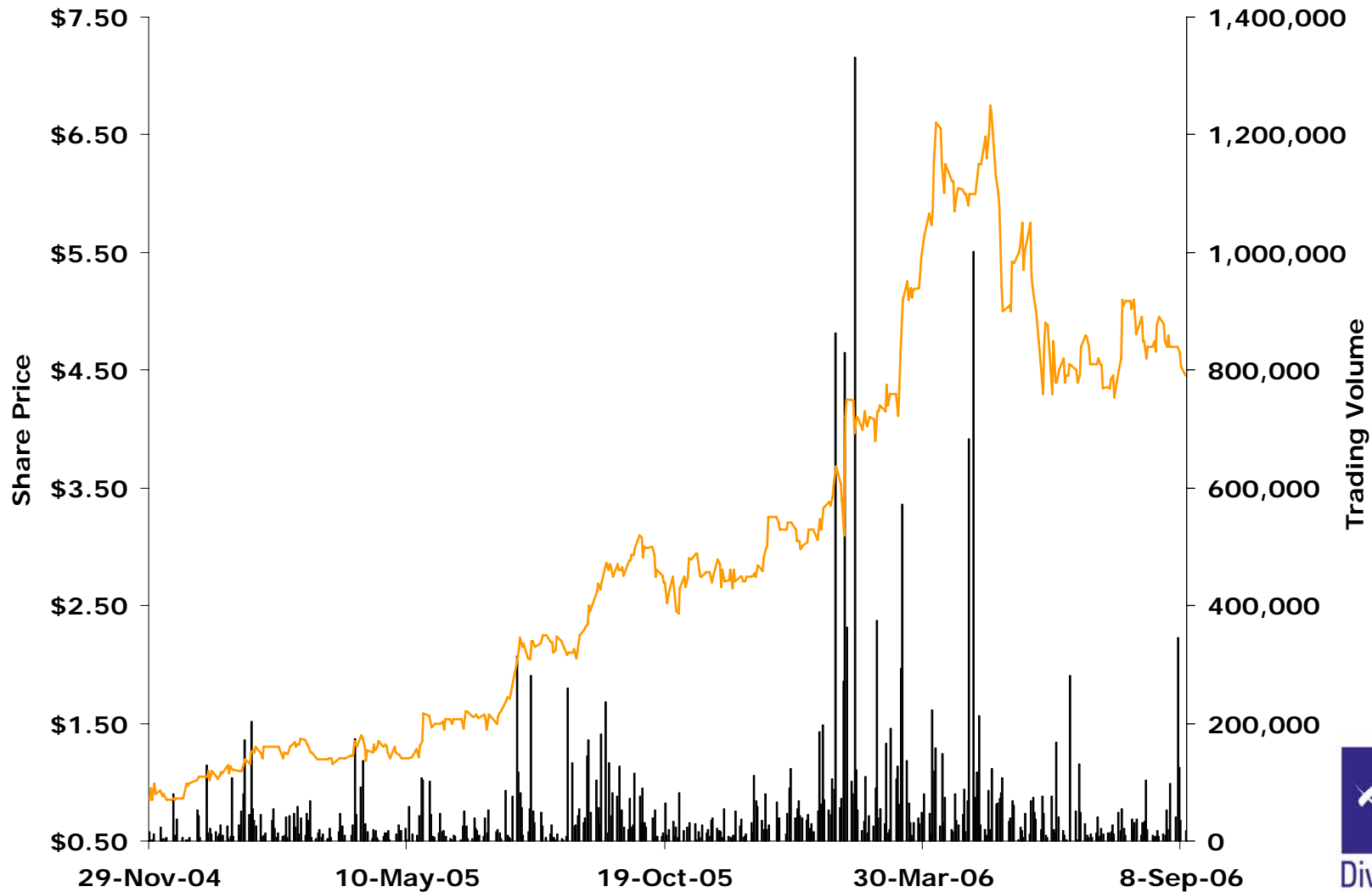
- **Gross Revenue of \$95-100 million**
- **EBITDA of \$45-50 million (\$1.32-\$1.47 Diluted Share¹)**
- **Net Income of \$14-17 million (\$0.41- \$0.50 Diluted Share¹)**

1) based on estimated 34,000,000 weighted average diluted shares






Share Price Performance

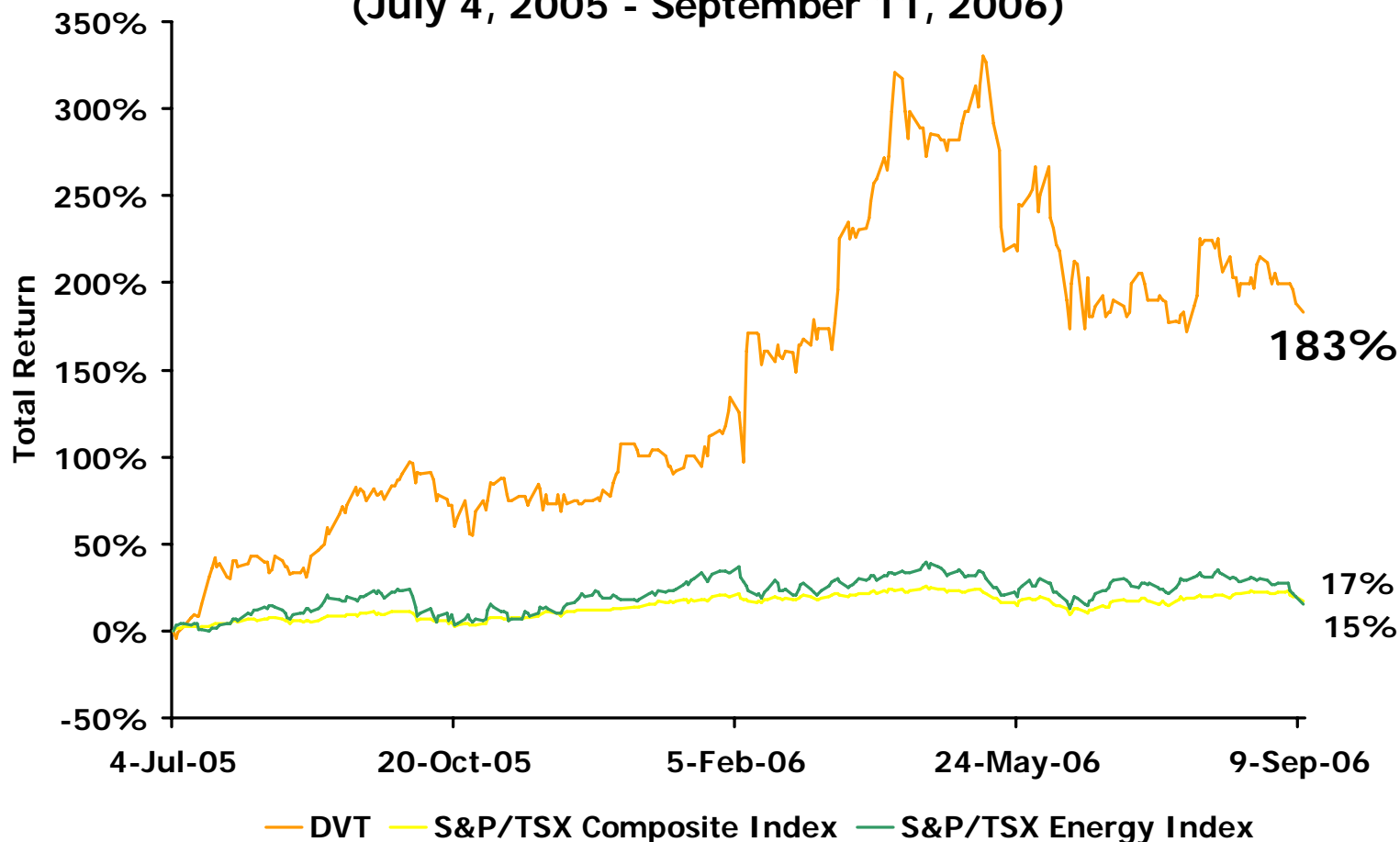



Divestco



Relative Performance

**Total Return Comparison
(July 4, 2005 - September 11, 2006)**





Peer Comparison¹

Ticker	Enterprise Value(2) (C\$MM)	P / E		P / CF		EV / EBITDA		EV / Revenue		
		LTM	2006E ⁽³⁾	LTM	2006E ⁽³⁾	LTM	2006E ⁽³⁾	LTM	2006E ⁽³⁾	
CGG-Veritas ⁽⁴⁾	GGY.N \$	5,870.4	18.5x	N/A	9.6x	N/A	16.3x	N/A	2.7x	N/A
IHS Inc. ⁽⁴⁾	IHS.N \$	1,569.0	36.4x	25.4x	24.5x	N/A	15.7x	15.6x	3.1x	2.9x
Pason Systems Inc.	PSI.TO \$	1,290.5	21.4x	17.6x	13.3x	11.2x	9.5x	8.2x	5.8x	5.0x
Petroleum Geo-Services ⁽⁴⁾	PGS.N \$	3,352.9	63.2x	9.9x	7.8x	7.9x	5.3x	5.6x	3.1x	2.7x
Pulse Data Inc.	PSD.TO \$	140.2	NMF	56.6x	4.0x	4.2x	3.9x	3.9x	2.6x	2.4x
Seitel Inc. ⁽⁴⁾	SELA.U \$	686.5	31.6x	11.7x	6.1x	N/A	5.7x	N/A	4.3x	3.4x
TGS Nopec Geophysical Co. ⁽⁴⁾	TGSNF.PK \$	1,659.2	16.1x	13.0x	8.7x	8.2x	6.0x	5.4x	5.0x	4.3x
Veritas DGC Inc. ⁽⁴⁾	VTS.N \$	2,202.3	20.1x	26.6x	21.8x	17.4x	18.6x	11.5x	2.8x	2.7x
zed.i solutions inc.	ZED.V \$	101.7	16.7x	N/A	24.2x	10.3x	12.8x	N/A	2.9x	2.7x
Average			28.0x	23.0x	13.3x	9.9x	10.4x	8.4x	3.6x	3.3x
Median			20.7x	17.6x	9.6x	9.2x	9.5x	6.9x	3.1x	2.8x
Divestco Inc.⁽⁵⁾	DVT.TO \$	176.4	17.0x	11.1x	6.2x	3.7x	6.3x	3.7x	3.0x	1.8x

All figures in millions, except per share figures

1) Information provided by Blackmont Capital Inc.


2) Defined as fully-diluted market capitalization as at September 11, 2006 plus funded debt, less cash and cash equivalents, less proceeds from option/warrant exercise.

3) Forecasts per Bloomberg I / B / E / S

4) Figures stated in USD; converted at the June 30, 2006 1.279 USD per 1.00 EUR

5) Forecasts per management guidance





Questions?

Thank you for your interest

For further information, please contact:

Stephen Popadynetz, CEO

403.218.6466, stephen@divestco.com

Roderick Chisholm, CFO

403.218.6450, rod.chisholm@divestco.com

investor.relations@divestco.com

